

# Welcome - Year 10 Information Evening

Jim Coupe, Principal.

Hayley Hill, Vice Principal,  
Y10 Raising Standards Leader.

Tim Harkins, Business  
Director



**Shoreham Academy**

The best in everyone™

Part of United Learning

A recording of this event will be shared on our school website later this week.

When the presentation is finished there will be a chance to ask questions.

# Year 10 Messages

- Our shared values.
- The role of the Raising Standard Leader.
- Key dates for the diary.
- Pastoral support and Mentor programme.
- Homework.
- Messages from the core subjects.

# Our shared values



**Shoreham Academy**  
The best in everyone™  
Part of United Learning

**Hard work** – *What we do*

*We achieve greatness by working hard*

**Integrity** – *What we have*

*We do the right thing because it is who we are*

**Excellence** – *What we achieve*

*We will be better today than we were yesterday*

# 2024 English and Maths Basics

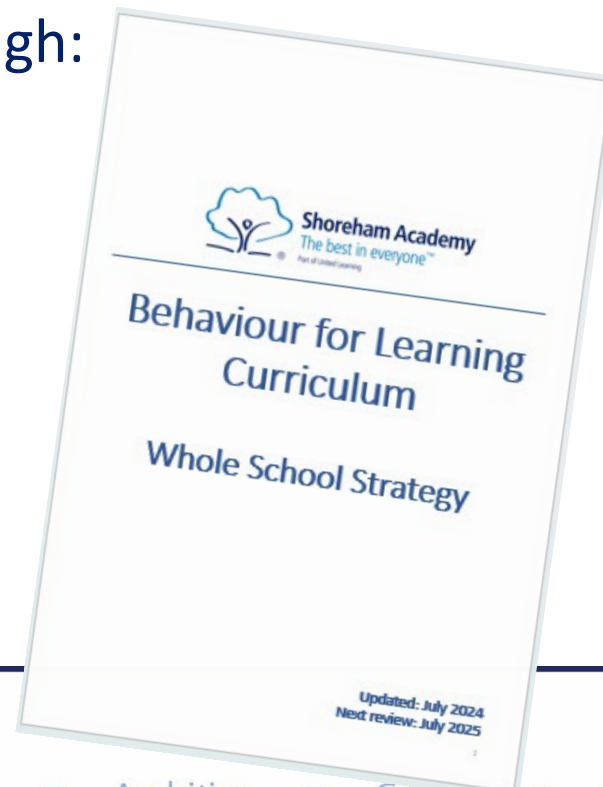
9-7	18%
9-5	66%
9-4	83%

Best ever grades at Shoreham Academy and top 5% of schools nationally

# Behaviour for Learning – In Class

---

- This year we've introduced a centralised curriculum on how we expect students to behave in relation to their learning in a classroom
- We want students to take **PRIDE** in their learning. **PRIDE** stands for polite, resilient, independent, disciplined and engaged
- Full curriculum shared in weekly parent email and will be available on our website for you to read through:



We are  
**Polite.**

Mutual respect



Kindness



Embrace our  
differences



- Helping a fellow student, or a teacher
- Showing gratitude, kindness and/or thanks to another student or a teacher
- Constantly displaying a positive attitude towards learning



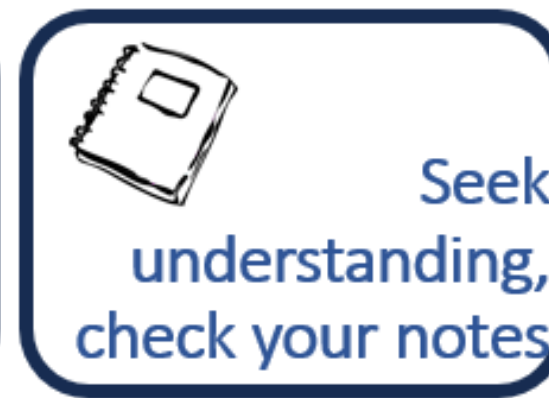
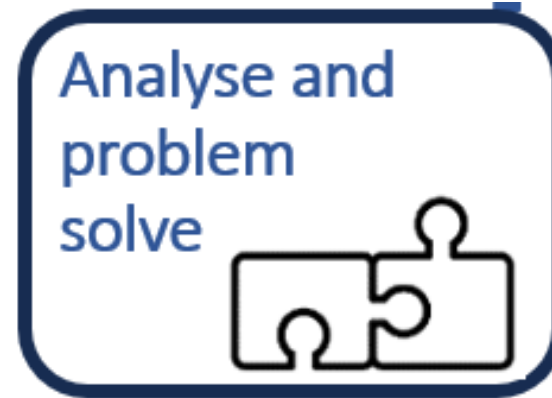
# We are Resilient.



- Explores new tasks with a growth mindset
- Actions and reviews feedback
- Bounces back from getting something wrong, or other setbacks



**We are  
Independent.**

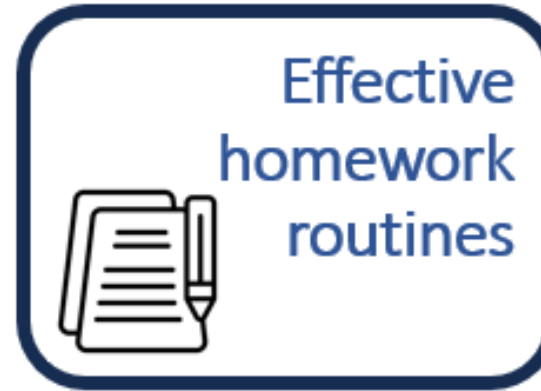


- Creates links between topics
- Actively seeks out information to fill gaps in understanding
- Analyse, evaluate and synthesize information





## We are Disciplined.



- Arrive on time to lesson with correct equipment
- Fully completes homework to a high standard by deadlines (or before)
- Keeps work “revision ready”



**We are**  
**Engaged.**



- Correct body language, active participant
- Contributing to group discussions and collaborative tasks
- Self-reflects with red pen



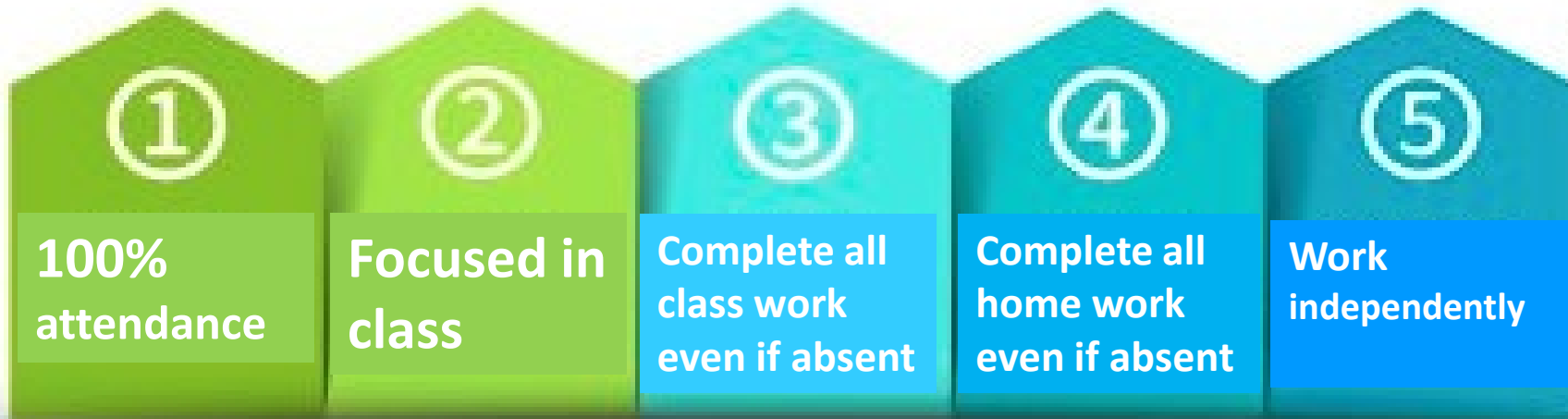


# The role of the Raising Standards Leader

IF IT DOESN'T CHALLENGE YOU,  
IT DOESN'T CHANGE YOU



# A highly effective student = ON TRACK BEHAVIOURS



Attendance reports	Achievement points & Behaviour points	Information from reports and from class teachers	Review of homework from class teachers and from detentions issued.	Assessment data across the year and from all classes regularly.
--------------------	---------------------------------------	--	--	---

The RSL is there to support and communicate with home.

# Key Dates for the diary

---

- KS5 open evening 07.11.24
- Year 10 mid-year assessments start 20.01.25.
  - Report
  - Parents Evening 13.02.25
- End of year assessments July 2025
  - Report
- Experience week w/c 07.07.25
  - Includes Y11 Induction programme

# **Pastoral Support**

A 3D rendering of a red puzzle piece standing upright in the center of a white puzzle piece surface. The red piece is the focal point, contrasting sharply with the surrounding white pieces. The lighting creates soft shadows and highlights the glossy texture of the plastic pieces.

**..... Your child is also be supported by the Pastoral Teams that provide additional wrap around support & wellbeing.**

# The Pastoral Team

## **Gold**

Director of School:  
Mr Edwards

Pastoral Managers:  
Ms Carter  
Mr Smith

## **Emerald**

Director of School:  
Mr Frimpon

Pastoral Managers:  
Mrs Smith  
Ms Clark

## **Sapphire**

Director of School:  
Ms Ballinger

Pastoral Managers:  
Mrs Molli  
Mr Riyami

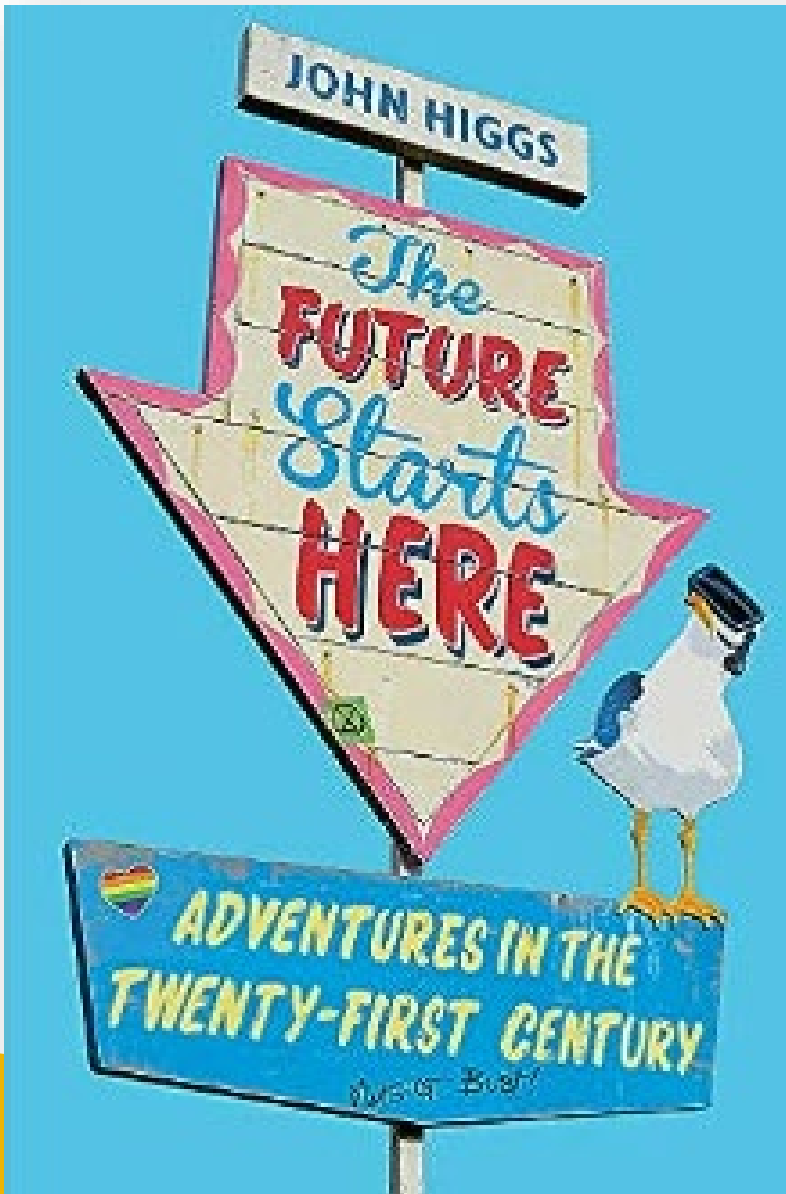
# The Mentor Programme



- Monday – Mentor messages + a debate activity or year group assembly.
- Tuesday to Thursday – Careers/school assembly/reading/wellbeing engagers.
- Friday – RSL activities.







# Reading and oracy

We aim to develop literate learners

- learning how to question text.
- learning how to discuss and debate ideas.
- Developing new language.
- Having exposure to new ideas.
- Modelling and identifying 'good' writing strategies.

# Friday RSL session

## Focuses on building Academic resilience

- Study habits.
- Personal learning targets.
- Building resilience & wellbeing.
- Thinking ahead to your future.

And unlocking their 'SUPERPOWERS'.



**TASK:** For each subject ask your teachers the following questions:

- What is the exam board?
- How many exams are there?
- How long is each exam?
- What are the total marks/% per paper
- What is the focus for each exam?
- Any non-examined assessments?

Name:

Academic Success – be knowledgeable about the courses that you are studying

Subject	Exam board	How many exam papers are there?	How long is each exam paper?	What is the total % of each exam paper towards the overall total?	What is the focus for each exam paper?
Other information					



# Academic Success – ‘being organised’

Daylight



Celebrating your work and hobbies and not forgetting to have down time

Good light for evening work

Space – as work kept tidy



# Homework space allocated at school

ACESs

ACademic

Extra

Study

Space

## Coming soon

- **Benefits of attending ACESs:**
  - complete homework or independent study in a **supported environment**.
  - complete the majority of homework and study in school...allowing **time at home to be used for relaxation, hobbies and fun!**
  - **develop routines and improve organisational skills**, supporting your worries around homework completion and detentions.
  - sessions are open to all and no sign up required. **Fit attending sessions around other after school clubs**



# Homework Expectations

HW/PER WEEK	Year 10
English	60 MIN
Maths	60 MIN
Science	60 MIN
Options	60 MIN
Religion and Worldviews	60 MIN every 2 <sup>nd</sup> week
Revision and independent study is set in addition to homework.	



# Firefly – a rich resource and where HW is set

- Information Technologies
- Dance
- Design & Technology
- Drama
- English
- Food & Nutrition
- French
- Geography
- German
- Graphics
- History
- Health
- Maths
- Media Studies
- Music
- PE
- Photography
- Religion & Worldviews
- Science




Learning+10  
Home




Art



Business




Computer  
Science



Information  
Technologies



Dance



Design &  
Technology




Drama



English



Food &  
Nutrition



French



Geography



German



Graphics



History



**Shoreham Academy**

The best in everyone™

Part of United Learning

# New Pledges and Bronze, Silver & Gold

**UPDATE**

INTEGRITY   
 HARD WORK   
 EXCELLENCE 

## THE SHOREHAM ACADEMY PLEDGES



All students are expected to complete the pledges  
 Enjoy, develop and thrive.

1	2	3	4	5
Regularly attend an after-Academy activity (including Outdoor Activities schemes)	Represent the Academy at a sporting, cultural/creative performance or academic event or trip	Deliver a formal presentation, speech, or talk to an audience	Demonstrate leadership within the academy	Volunteer time to support our local community, a charity, and/or sustainability
<b>GOLD</b>				
Consistently attend clubs and show leadership at extra-curricular clubs	Compete, perform, or take part at regional level	Lead a group presenting to a regional or national and unfamiliar audience	Take the lead five or more times and organise a community/fundraising event beyond the Academy	Be actively involved in five or more sustainability or volunteering events
<b>SILVER</b>				
Consistently attend extra-curricular clubs	Compete, perform, or take part more than 3 times at local level	Lead a group presenting to an unfamiliar group or audience	Take the lead three or more times	Be actively involved in three or more sustainability or volunteering events
<b>BRONZE</b>				
Attend extra-curricular clubs	Represent, perform, or take part at SA more than once	Be a member of a group presenting to a familiar, small group or audience	Take the lead one or more times	Be actively involved in one or more event or voluntary work within the local community

<b>GOLD</b>
<b>SILVER</b>
<b>BRONZE</b>

- ◆ Students must complete all pledges in the **BRONZE**, **SILVER** and **GOLD** categories
- ◆ Students must complete all pledges in the **BRONZE** and **SILVER** categories
- ◆ Students must complete all pledges in the **BRONZE** category



# Y10 E-Safety

- **Maintain Privacy Settings:** Regularly review and update your privacy settings on social media platforms and other online services to control who can see your information and posts.
- **Set Boundaries:** Limit screen time and encourage regular breaks to maintain a healthy balance, focusing on being present and prioritising your well-being.
- **Be Careful with Images:** Avoid sharing images or videos of yourself or others, especially in situations where privacy could be compromised.
- **Be Kind-** Don't be somebody online that you wouldn't be face-to-face.

# FAQ - How can I support my child?

- **Echo messages of good attendance and every moment counts**

*Get up and get dressed- you are ready now, lets go!*

- **Identify a space where they can work from home**

*Let's get a space organised?*

*How about ACES club to support you with your work?*

- **Engage with their learning and chosen pathways**

*What subjects interest you most? Have you looked at what you would need to study to be a....*

*What homework do you have? Can I read your completed work?*

**Every day matters**



# FAQ - How can I support at home?

---

- **Keep an overview on homework** - check Firefly so you know what work is due.
- **Have a copy of their timetable** – to know what and when to ask about their work.
- **Know the names and emails of class teachers** and pastoral managers and keep in touch – ask questions.
- When working from home **eliminate distractions** and encourage breaks.
- **Encourage engagement with clubs** and other activities – wellbeing is important.
- **KEEP IN TOUCH**



Messages from the core  
subjects

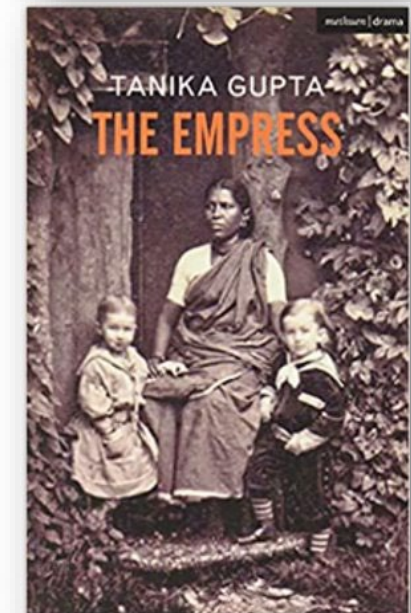


# Year 10 English – message from Ms Mouland, KS4 Curriculum Lead for English

- GCSE Literature and Language content will be covered from the start of Year 10.
- Students will be assessed on both Language and Literature content in their Year 10 assessments.

*Letters were sent home last term with details about which texts to purchase for your child.*

- This term we will be studying ***Macbeth*** and ***The Empress*** in English. Students should all have their own copies of these texts to support their learning and revision in Year 11.
- 1 hour of English homework will be set every week on **Firefly** by their class teacher.
- We recommend students have a few different coloured pens and highlighters to support with their annotations of the Literature texts and poems.



# Year 10 Maths – Mr Powell, Director of Maths.

---

## Students require:

- scientific calculator (preferably a Casio fx-83 GT-X calculator and we offer them on Arbor if they want),
- protractor,
- compass,
- and a positive attitude.

## Edexcel Board exam board

---

# Shoreham “Math's” Standards

## • Equipment

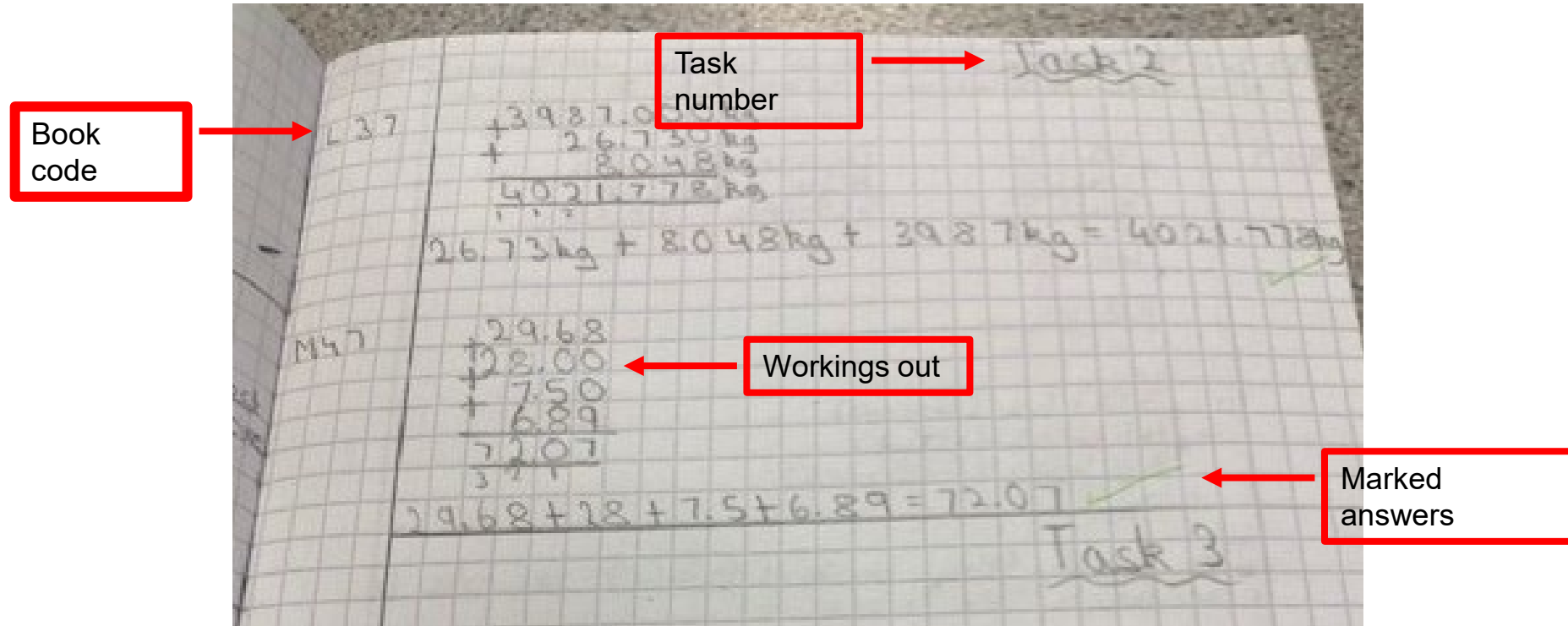
- Red and black pens, pencils, ruler, rubber and scientific calculator (classwiz- purchased through Arbor is the cheapest option). As you progress through the GCSE curriculum calculators are used more frequently. **2 of your 3 GCSE papers are calculator papers.**
- Protractor and Compass will be required for certain lessons and ALL exams.

## • Sparx Homework

- 100% completion, not accuracy. You can get things wrong and try again
- You have 7 days to complete
- Seek support from your teacher if you become stuck to help you with the questions
- “I didn’t get it complete because I was stuck on a few questions” will not suffice. You must seek help if you need it, you must allow time to seek help. It is YOUR learning. OWN IT.
- The only way you will not achieve 100% in your homework is if you leave it until the night before, or you get stuck and do not ask for support.



# Sparx Book – Example of what homework should look like.



This year Sparx homework books **MUST** be brought into lesson for checking on the homework due date



# What it will look like when you login:

The screenshot displays the Shoreham Academy website interface. At the top left is the logo for Shoreham Academy, featuring a stylized tree and the text "Shoreham Academy The best in everyone™ Part of United Learning". To the right of the logo, there is a "Select Language" dropdown menu, the phone number "01273 274100", and the email address "info@shoreham-academy.org". Below these are social media icons for YouTube, Facebook, Instagram, and Twitter. A blue navigation bar contains the following menu items: "About Us", "Information", "Sixth Form", "Staff", "Students", "Parents", "News & Events", and "Contact Us". A central banner features the text "TRAIN TO TEACH" and "If you have the passion to make a difference to the world, United Teaching is the right teacher training programme for you." A dropdown menu is open over the "Students" link, listing various resources: Anti-bullying, Canva, Clubs & Enrichment, Common Lit, Ecosia, Educake, Firefly, Hegarty Maths, Learning From Home, my-gcscience, Office 365, NGRT Testing, Student Email, Shoreham OneDrive, Seneca Learning, Setup Self Service Password, Reset, Sparx, and Student Shared. The background of the banner shows a student in a white shirt and blue tie working in a laboratory setting.

# What it will look like when you login:

Use your SA login!

sparx Student Log In

You're logging in to Sparx at Shoreham Academy. [Not your school?](#)

**Log in to Sparx using Microsoft**

or

Use your Sparx log in

Username:  
kendall.elliott@shoreham-academy.org

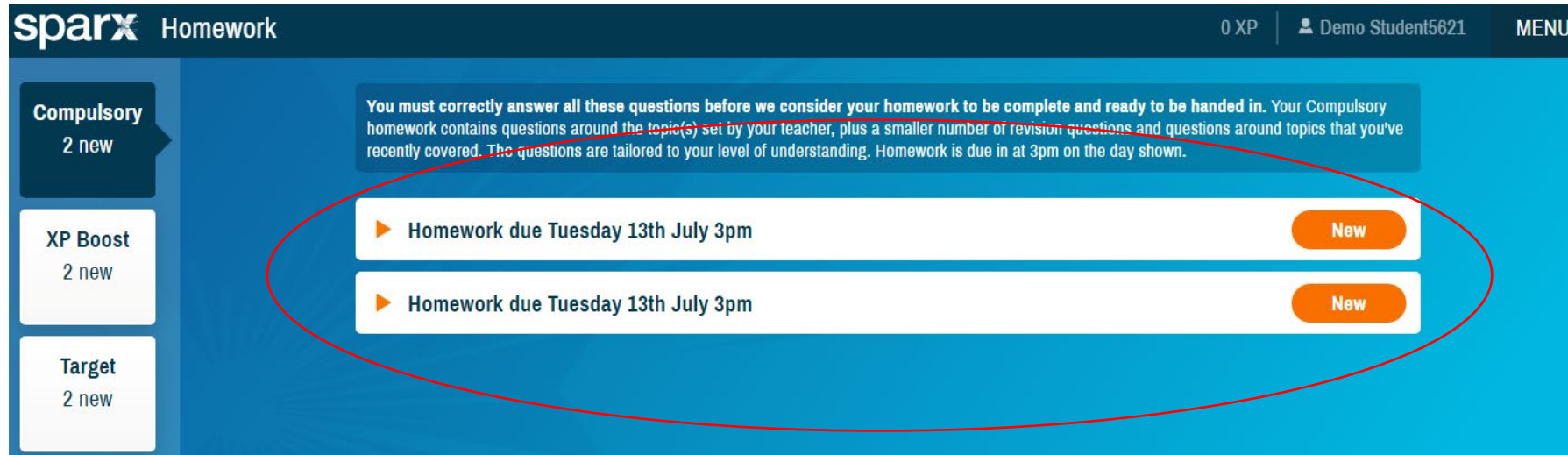
Password:  
..... [Show](#)

[Forgotten Sparx login details?](#) [Log in](#)

[New Sparx user?](#)

# What it will look like when you login:

- You will see your compulsory homework tasks under the **Compulsory** tab.



The screenshot shows the Sparx Homework interface. At the top, the header includes the Sparx logo, the word "Homework", the user's XP (0 XP), the user name (Demo Student5621), and a MENU button. On the left side, there are three tabs: "Compulsory" (with 2 new items), "XP Boost" (with 2 new items), and "Target" (with 2 new items). The "Compulsory" tab is selected. The main content area features a blue background with a white text box at the top stating: "You must correctly answer all these questions before we consider your homework to be complete and ready to be handed in. Your Compulsory homework contains questions around the topic(s) set by your teacher, plus a smaller number of revision questions and questions around topics that you've recently covered. The questions are tailored to your level of understanding. Homework is due in at 3pm on the day shown." Below this text box, there are two white cards, each representing a homework task. Each card has a right-pointing triangle icon, the text "Homework due Tuesday 13th July 3pm", and an orange "New" button. A red oval highlights these two homework task cards.



# Sparx Independent Learning:

- You can revise topics without having your teacher assign it to you as homework. You can be independent. You can practice what you find challenging, you can revise for assessments, you can practice more of the skills you learnt in class that you found tough. You can practice older skills you haven't practiced in some time- just to make sure you are still successful.
- It can be found here:

# Year 10 Maths – message from Mr Powell, Director of Maths.

- Bring a positive attitude- GCSE curriculum topics and content are increasingly challenging.
- You may not understand a topic within one lesson, that's okay. More complex topics may take you 2, 3 or even 4 lessons to grasp and be successful. You need to be resilient. **DON'T GIVE UP**
- Teachers are there to support you. You must be proactive.
- Use the independent learning, target and optional homework to go above and beyond. Spending a little more time each week is an investment in YOUR education, YOUR outcomes, YOUR grades and YOUR future.

# Year 10 Science

Head of  
Science is  
Mr McKee

- Your course is **AQA combined science**, also known as Trilogy Science.
- There are '**tiers of entry**', a higher tier where you can achieve grades 4 to 9, and foundation aiming for grades up to 5.
- A change at GCSE, compared to KS3 is the "required practicals" which are science experiments that you need to learn about in detail.
- Every final paper will have some questions on the required practical
- How the experiment is set up, how to make it work well and what it tells us. ....This is different to years 7 to 9 where you didn't have to learn how an experiment works or be tested on it.

## Year 10 Science

- We use Kayscience for KS4 (10 & 11) homework and revision. Pupils watch short videos and answer questions. We can track their scores and the completion of the videos and questions.
- A calculator is essential for all science lessons, we often process data and it is useful for checking patterns and analysing results. They are needed for calculations in lessons and for exams and mocks, not just in Physics and Chemistry units but Biology too.
- What is really important is asking if your stuck. A lot of science learning builds on other ideas, so it is important to check the basic facts if you're not sure and when we link ideas together, if in doubt ask.

# Kayscience – Homework.

- Class Teachers will guide pupils through set up and logging in and there will be online help videos too.
- Pupils are asked online questions (there are also sometimes information slides to read too) and then they type answers.
- Questions can be repeated, in order to score a minimum 75%.
- We prefer pupils to repeat it, rewatch the video, and score higher, ideally 100% to get the most from the questions.



# Kayscience – Homework.

The kayscience platform works on laptops, phones and tablets using a browser like edge or chrome, but it also has an app which works well on phones. A reason to be happy they are on their phone.

# Kayscience – Looks like this.

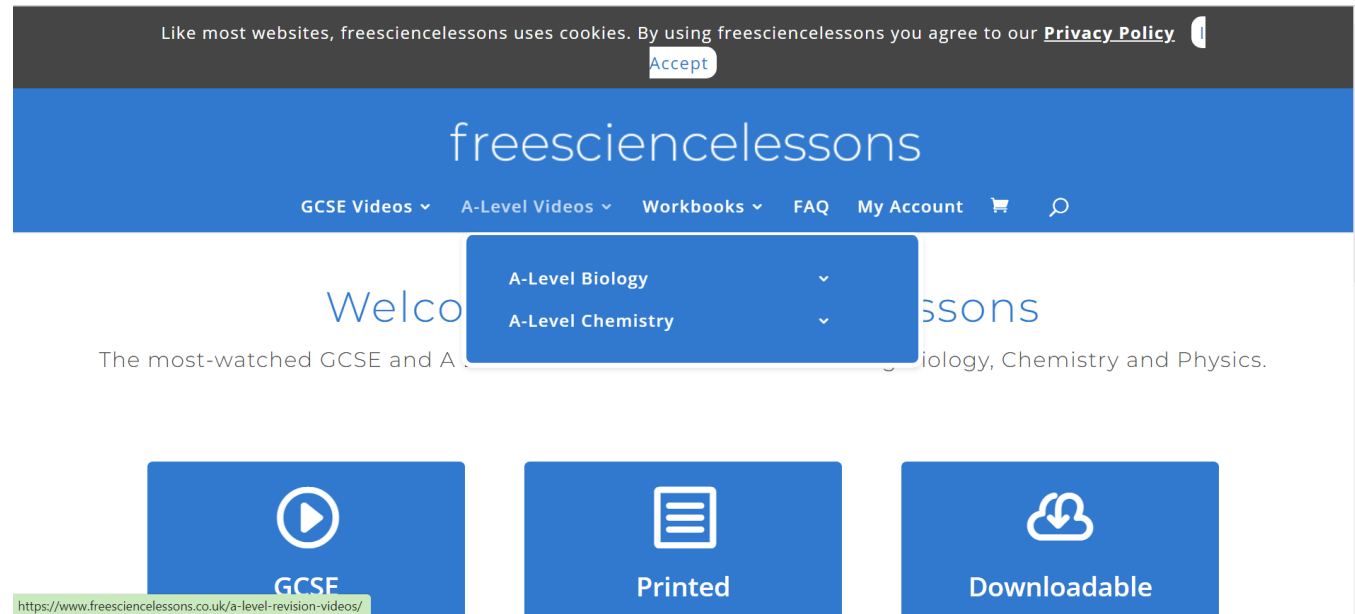
The screenshot displays the KayScience website interface. At the top, a blue navigation bar contains the KayScience logo and several menu items: Upcoming Tasks, Markbook, Videos, Resources, LSQ Maker, Worksheet Generator, Settings, and My Profile. Below the navigation bar, the main content area is divided into two columns. The left column features a vertical list of educational resources, each with a play button icon and a title: 'Table', 'How To Use State Symbols', 'How To Interpret Chemical Formula', 'How To Interpret Chemical Formula With Brackets', and 'An Introduction To Balancing Equations'. Below these resources are four blue buttons with white text and downward-pointing chevrons, representing expandable sections: 'C1 Separating mixtures', 'C1 History of the atom', 'C1 Structure of the atom', and 'C1 Ions, atoms and isotopes'. The right column contains a video player. The video shows a hand-drawn diagram on a whiteboard. The diagram illustrates the atomic structure of four elements: IRON (Fe), COPPER (Cu), LITHIUM (Li), and OXYGEN (O). Each element is represented by a box containing its name and symbol, with a corresponding cluster of circles representing atoms. A hand is shown writing 'OXYGEN O' on the whiteboard. A play button and a progress bar are visible at the bottom of the video player. Below the video player, there are four numbered questions:

- 1 . What are all substances made of?
- 2 . What are wood, plastic, metal and humans made of?
- 3 . What does an element contain the same type of?
- 4 . In a compound, are the atoms the same or different?

# Other Useful Resources.

## "Free Science Lessons"

Useful, very short, free, simple video resource. "Freesciencelessons" all one word or look on youtube. Doesn't explain as well as Kayscience and doesn't check for understanding – but straight forward facts and definitions.



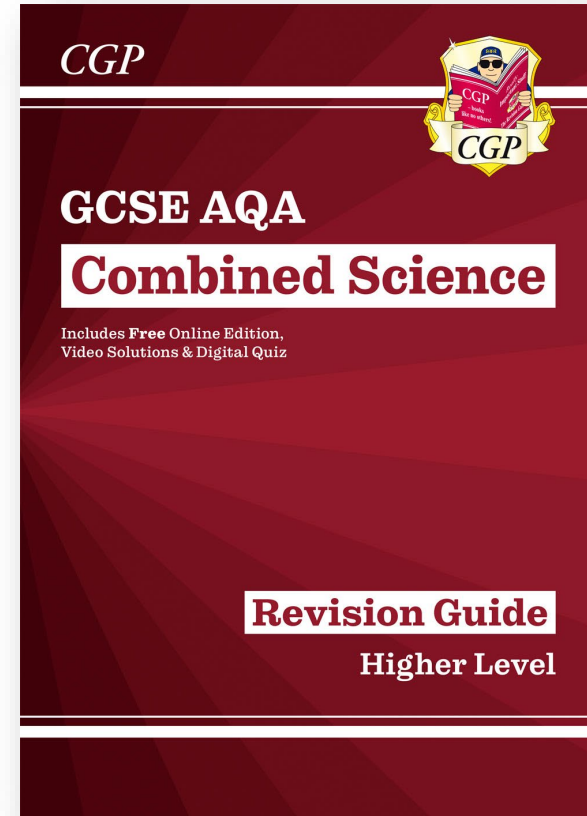
The screenshot shows the homepage of the website freesciencelessons. At the top, there is a dark grey cookie consent banner with the text "Like most websites, freesciencelessons uses cookies. By using freesciencelessons you agree to our [Privacy Policy](#)" and an "Accept" button. Below this is a blue header with the site name "freesciencelessons" in white. A navigation menu includes "GCSE Videos", "A-Level Videos", "Workbooks", "FAQ", and "My Account". A dropdown menu for "A-Level Videos" is open, showing "A-Level Biology" and "A-Level Chemistry". The main content area features a "Welcome" message and a tagline: "The most-watched GCSE and A-Level Science Revision Videos for Biology, Chemistry and Physics." At the bottom, there are three blue buttons: "GCSE" with a play icon, "Printed" with a list icon, and "Downloadable" with a download icon. A URL bar at the bottom left shows "https://www.freesciencelessons.co.uk/a-level-revision-videos/".

# Other Useful Resources.

Revision Guides will also be available soon.

Useful, but not essential. They don't suit all pupils though they are a good place to go for information, and easy to use and 'not online', so can avoid issues with sharing a laptop, or wifi.

Their weakness is they don't check for understanding if you only read the page and don't test yourself somehow.




# Year 10 Geography (AQA) – Message from Miss Montanheiro

Welcome to Year 10 Geography. We are really looking forward to bringing you on our geographical journey

## Core expectation:

- Your teachers expect lots of positivity and interaction in all geography lessons.
- Please come with the **correct equipment plus two highlighters**.
- All students will be given **1 hour of homework a week**. These will tend to be focussed on **content recall**.
- Your teachers are always at hand to help you with any problems in class or problems with homework. You can speak to them in school or send an email
- You will be **tested in class at the end of every topic** (roughly every 4 weeks) and will always be given a weeks' notice about the test. The HW that week will be SENCA revision in preparation for the test.
- The scores you get in your test will give your teacher lots of information about how well you understood the topic/ how hard you revised for it etc. Please treat these tests seriously as the more you practice revision/recall/ testing the more successful you will be.
- **Topics** - Tectonic Hazards, Weather Hazards, Climate Change, Ecosystems.



# Year 10 History (AQA) – Message from Miss McCaffrey

Welcome to Year 10 History. We are very excited to bring you on our historical journey :-)

Core expectation:

- Your teachers expect lots of **positivity and interaction** in all history lessons. If you immerse yourself into every lesson, you will get the best outcome
- All students will be given **1 hour of homework a week**. This will be peer assessed in lessons. This is essential to achieve all the core learning elements
- Your teachers are always at hand to help you with any problems in class or problems with homework. You can speak to them in school or send an email
- Our **4 exciting units are**; America 1920-1970, Conflict and Tension (Korea and Vietnam War), Elizabethan England 1568-1603 and Medicine through Time



*Let's* **DO** *this!*

Any questions

